www.electroshaili.com Electro Shaili الكتروشايلي

Product data sheet
Characteristics

GV3P40
Motor circuit breaker, TeSys GV3, 3P, 30-40 A, thermal magnetic, EverLink terminals

Green Premium™

Main

Range	TeSys
Product name	TeSys GV3
Device short name	GV3P
Device application	Motor
Trip unit technology	Thermal-magnetic

Complementary

Poles description	3P
Network type	AC
Utilisation category	AC-3 conforming to IEC 60947-4-1 Category A conforming to IEC 60947-2
Network frequency	50/60 Hz conforming to IEC 60947-4-1
Fixing mode	35 mm symmetrical DIN rail: clipped Panel: screwed (with 3 x M4 screws)
Operating position	Any position
Motor power kW	18.5 kW at 400/415 V AC 50/60 Hz 22 kW at 500 V AC 50/60 Hz 37 kW at 690 V AC 50/60 Hz
Breaking capacity	100 kA Icu at 230/240 V AC 50/60 Hz conforming to IEC 60947-2 50 kA Icu at 440 V AC 50/60 Hz conforming to IEC 60947-2 6 kA Icu at 690 V AC 50/60 Hz conforming to IEC 60947-2 50 kA Icu at 400/415 V AC 50/60 Hz conforming to IEC 60947-2 12 kA Icu at 500 V AC 50/60 Hz conforming to IEC 60947-2
[Ics] rated service short-circuit breaking capacity	100 % at 230/240 V AC 50/60 Hz conforming to IEC 60947-2 100 % at 440 V AC 50/60 Hz conforming to IEC 60947-2 100 % at 400/415 V AC 50/60 Hz conforming to IEC 60947-2 50 % at 500 V AC 50/60 Hz conforming to IEC 60947-2 50 % at 690 V AC 50/60 Hz conforming to IEC 60947-2
Control type	Rotary knob
[In] rated current	40 A
Thermal protection adjustment range	30…40 A

Disclaimer: This documentation is not intended as a substitute for and is not to be used for determining suitability or reliability of these products for specific user applications

www.electroshaili.com Electro Shaili الکتروشایلی

Magnetic tripping current	560 A
[Ue] rated operational voltage	690 V AC 50/60 Hz conforming to IEC 60947-2
[Ui] rated insulation voltage	690 V AC 50/60 Hz conforming to IEC 60947-2
[Ith] conventional free air thermal current	40 A conforming to IEC 60947-4-1
[Uimp] rated impulse withstand voltage	6 kV IEC 60947-2
Power dissipation per pole	8 W
Mechanical durability	50000 cycles
Electrical durability	50000 cycles for AC-3 at 440 V In
Maximum operating rate	25 cyc/h
Rated duty	Continuous conforming to IEC 60947-4-1
Connections - terminals	EverLink BTR screw connectors 2 cable(s) 1…25 mm² solid EverLink BTR screw connectors 2 cable(s) 1…25 mm² flexible without cable end EverLink BTR screw connectors 2 cable(s) 1…25 mm² flexible with cable end
Tightening torque	5 N.m on EverLink BTR screw connectors for cable 25 mm² 8 N.m on EverLink BTR screw connectors for cable 35 mm²
Suitability for isolation	Yes conforming to IEC 60947-1
Phase failure sensitivity	Yes conforming to IEC 60947-4-1
Height	132 mm
Width	55 mm
Depth	136 mm
Net weight	0.96 kg

Environment

Standards	EN/IEC 60947-2 EN/IEC 60947-4-1 CSA C22.2 No 60947-4-1 UL 60947-4-1
Product certifications	IECEE CB Scheme UL CSA CCC EAC ATEX BV LROS (Lloyds register of shipping) DNV-GL ABS
Protective treatment	TH
IP degree of protection	IP20 conforming to IEC 60529
IK degree of protection	IK09
Ambient air temperature for operation	-20…60 °C
Ambient air temperature for storage	-40…80 °C
Fire resistance	960 °C conforming to IEC 60695-2-1
Operating altitude	3000 m

Offer Sustainability

Sustainable offer status	
REACh Regulation	
EU RoHS Directive	
Mercury free	
RoHS exemption information	
China RoHS Regulation	
Environmental Disclosure	
Circularity Profile	

www.electroshaili.com Electro Shaili الکتروشایلی

WEEE	The product must be disposed on European Union markets following specific waste collection and never end up in rubbish bins

Contractual warranty

Warranty	18 months

www.electroshaili.com Electro Shaili الكتروشايلي

Thermal-Magnetic Tripping Curves

Average Operating Times at 20 °C Related to Multiples of the Setting Current

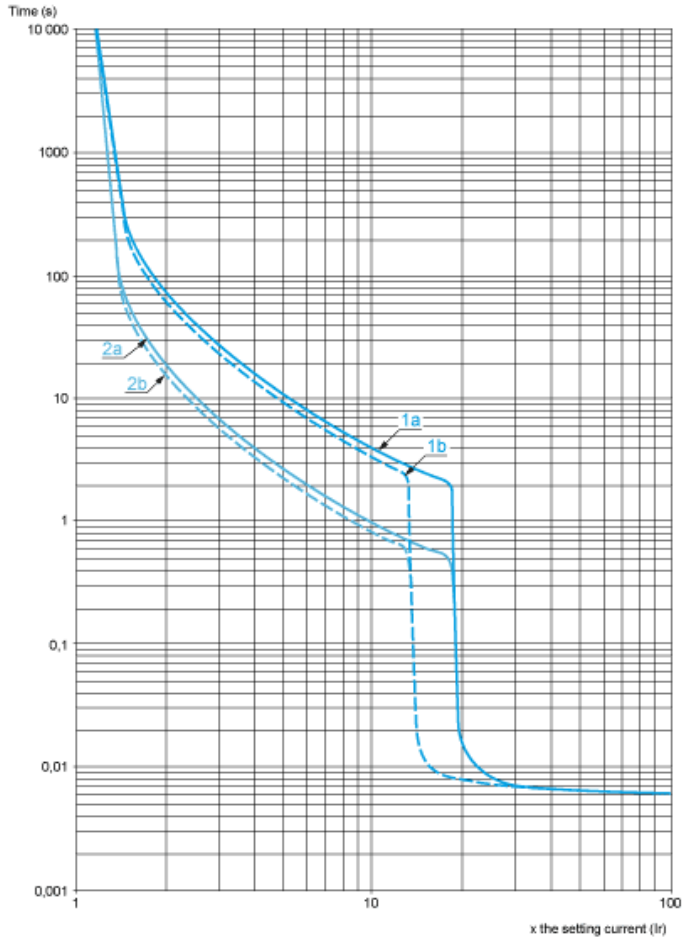

1a 3 poles from cold state (Ir minimum): GV3P
1b 3 poles from cold state (Ir maximum): GV3P
2a 3 poles from hot state (Ir minimum): GV3P
2b 3 poles from hot state (Ir maximum): GV3P

Current Limitation on Short-Circuit (3-Phase 400/415 V)

Dynamic Stress

I peak = f (prospective Isc) at 1.05 Ue = 435 V

Life Is On Schneider Electric

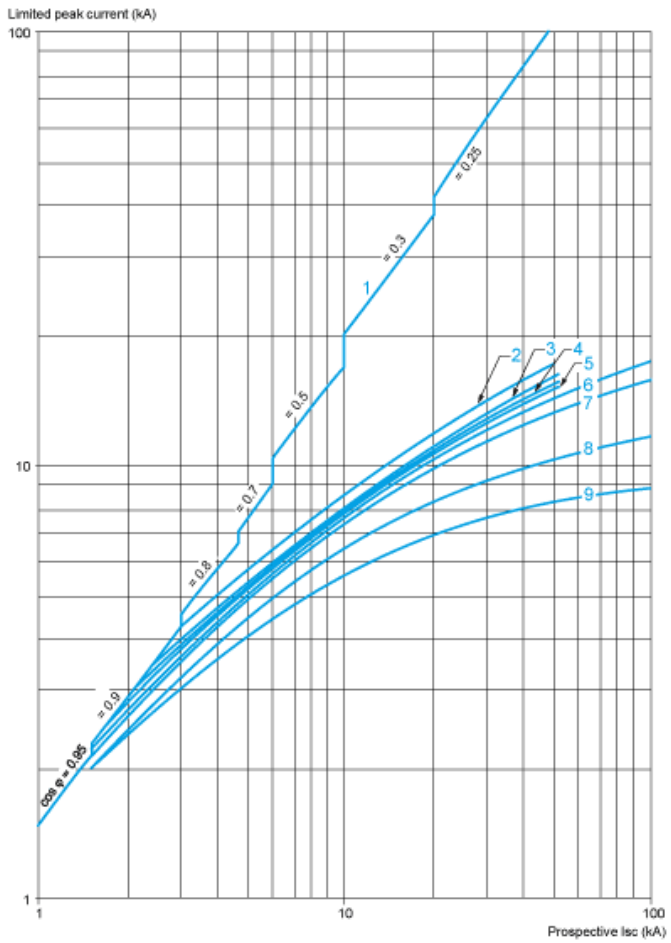

1	Maximum peak current
2	70-80 A (GV3P80), 62-73 A (GV3P73)
3	48-65 A (GV3P65)
4	37-50 A (GV3P50)
5	30-40 A (GV3P40)
6	23-32 A (GV3P32)
7	17-25 A (GV3P25)
8	12-18 A (GV3P18)
9	9-13 A (GV3P13)

Maximum Thermal Limit on Short-Circuit

Thermal Limit in kA^2s in the Magnetic Operating Zone

Sum of I^2dt = f (prospective Isc) at 1.05 Ue = 435 V

www.electroshaili.com Electro Shaili الکتروشایلی

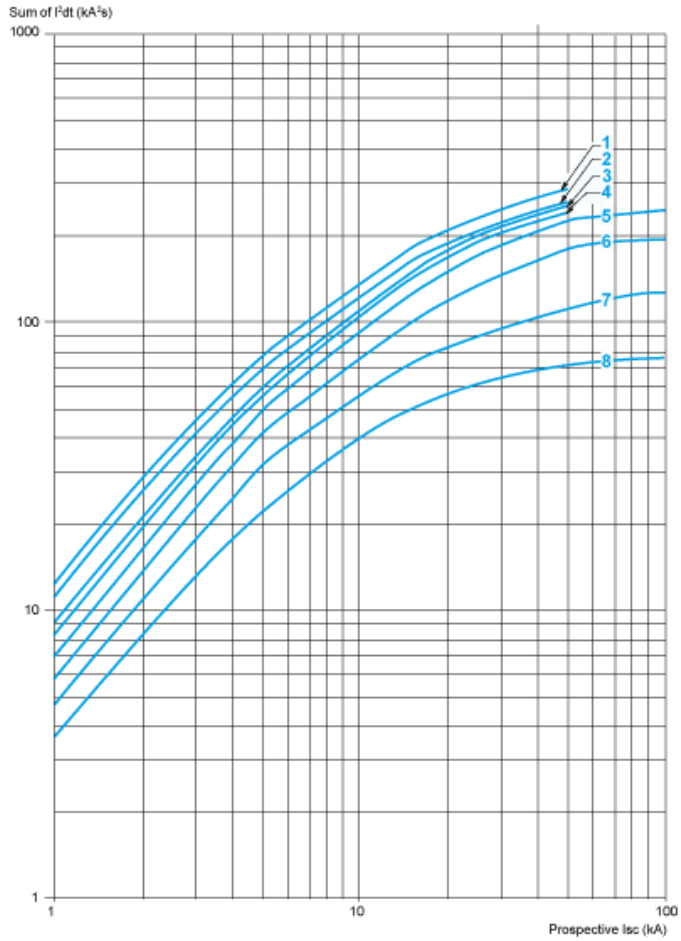

1	70-80 (GV3P80) - 62-73 (GV3P73)
2	48-65 A (GV3P65)
3	37-50 A (GV3P50)
4	30-40 A (GV3P40)
5	23-32 A (GV3P32)
6	17-25 A (GV3P25)
7	12-18 A (GV3P18)
8	9-13 A (GV3P13)

Life Is On Schneider Electric

Product data sheet
Dimensions Drawings

GV3P40

GVI3L, GV3P

Dimensions

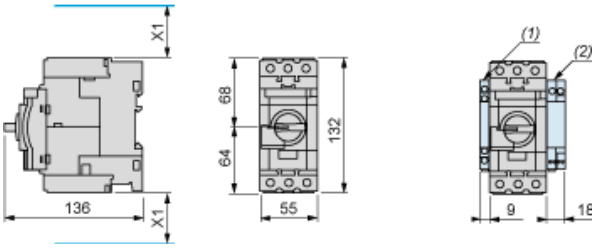

(1) Blocks GVAN••, GVAD•• and GVAM11.
(2) Blocks GV3AU•• and GV3AS••.

X1 = Electrical clearance (ISC max) 40 mm for Ue ≤ 500 V, 50 mm for Ue ≤ 690 V

NOTE: Leave a space of 9 mm between 2 circuit breakers: either an empty space or side-mounting add-on contact blocks. Side by side mounting is possible up to 40 °C.

Mounting on Rail AM1 DE200 or AM1 ED201

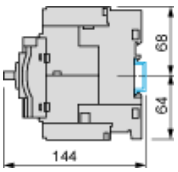

Panel Mounting, using M4 Screws

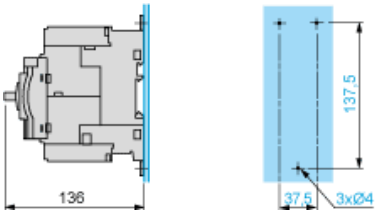

Mounting on Pre-Slotted Plate AM1 PA

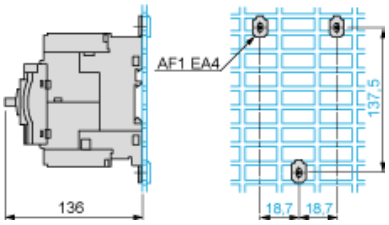

www.electroshaili.com Electro Shaili الکتروشایلی

GV3P••

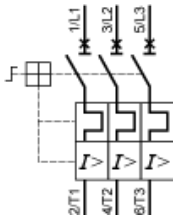

Life Is On Schneider Electric