



TYPE YU - LOW VOLTAGE (380V) SQUIRREL CAGE MOTORS

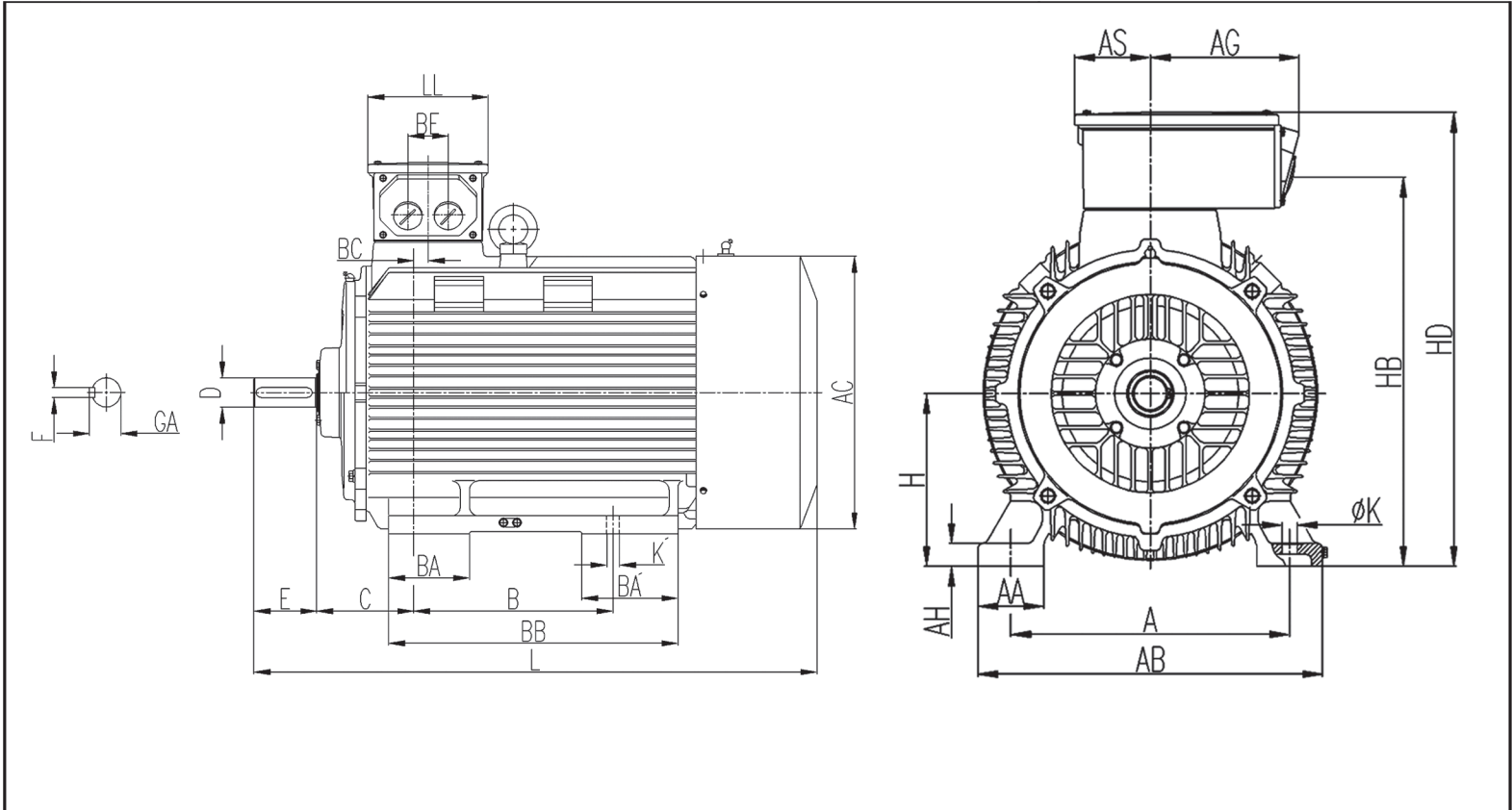
TECHNICAL DATA

Degree of Protection: IP 55, 50 Hz, IM B3, Insulation Class : F/B, Temp.rise: B

Output	Motor Type	Frame Size	Speed	Efficiency	Power factor	Current		Torque			Rotor Inertia	Motor Weight
						I <sub>N</sub>	I <sub>s</sub>	T <sub>N</sub>	T <sub>s</sub>	T <sub>MAX</sub>		
Kw		mm	r/min	Full Load 100%	Full Load 100%	A	I <sub>N</sub>	Nm	T <sub>s</sub>	T <sub>N</sub>	kgm <sup>2</sup>	kg
3000 rev/min - 2pole												
110	YU1311-2A0	315S	2966	92.6	0.89	195	6.8	354	1.8	2.2	1.75	1210
132	YU1312-2A0	315M	2966	93.1	0.89	231	6.8	425	1.8	2.2	2.25	1230
160	YU1313-2A0	315L	2964	93.5	0.89	277	6.8	515	1.8	2.2	2.25	1260
185	YU1314-2A0	315L	2967	93.7	0.89	372	6.8	644	1.8	2.2	2.5	1310
200	YU1315-2A0	315L	2967	93.7	0.89	346	6.8	644	1.8	2.2	2.5	1310
220	YU1351-2A0	355M	2980	94.2	0.89	382	6.8	705	1.2	2.2	6	1500
250	YU1352-2A0	355M	2981	94.6	0.89	426	6.8	801	1.2	2.2	6.75	1580
280	YU1353-2A0	355L	2979	94.9	0.89	478	6.8	898	1.2	2.2	6.75	1610
315	YU1354-2A0	355L	2978	95.2	0.89	540	6.8	1010	1.2	2.2	8.25	1650
355	YU1401-2A0	400L	2979	95.3	0.89	610	7	1138	1.2	1.8	7.25	2110
400	YU1402-2A0	400L	2975	95.4	0.89	685	7	1284	1.2	1.8	8	2190
450	YU1403-2A0	400L	2980	95.5	0.89	767	7	1442	1.2	1.8	8.25	2245
1500 rev/min - 4pole												
110	YU1311-4A0	315S	1487	93.7	0.89	197	6.8	706	1.8	2	3	1080
132	YU1312-4A0	315M	1487	94.2	0.89	235	6.8	848	1.8	2	3.5	1150
160	YU1313-4A0	315L	1487	94.6	0.89	284	6.8	1027	1.8	2	4	1200
185	YU1314-4A0	315L	1487	94.6	0.89	329	6.8	1284	1.8	2	4.5	1335
200	YU1315-4A0	315L	1487	94.6	0.89	355	6.8	1284	1.8	2	4.5	1350
220	YU1351-4A0	355M	1480	94.5	0.87	400	6.8	1419	1.4	2	6	1680
250	YU1352-4A0	355M	1480	94.9	0.87	453	6.8	1613	1.4	2	6.75	1720
280	YU1353-4A0	355L	1480	95.2	0.87	504	6.8	1807	1.4	2	6.75	1760
315	YU1354-4A0	355L	1484	95.4	0.9	557	6.8	2027	1.4	2	8.25	1800
355	YU1401-4A0	400L	1487	95.5	0.89	614	6.5	2280	1.2	1.8	14.25	2270
400	YU1402-4A0	400L	1487	95.6	0.89	690	6.5	2569	1.2	1.8	16.25	2430
450	YU1403-4A0	400L	1488	95.7	0.78	776	6.5	2888	1.2	1.8	16.75	2470
1000 rev/min - 6pole												
75	YU1311-6A0	315S	987	93	0.87	139	6.5	726	1.6	2	4	1060
90	YU1312-6A0	315M	987	93.3	0.87	166	6.5	871	1.6	2	4.75	1110
110	YU1313-6A0	315L	988	93.6	0.87	203	6.5	1063	1.6	2	5	1140
132	YU1314-6A0	315L	988	93.6	0.87	242	6.5	1276	1.6	2	6	1380
160	YU1351-6A0	355M	985	94.2	0.87	295	6.5	1551	1.3	2	7.75	1830
185	YU1352-6A0	355M	985	94.4	0.87	341	6.5	1939	1.3	2	8.25	1870
200	YU1353-6A0	355L	985	94.4	0.87	367	6.5	1939	1.3	2	9.25	1880
220	YU1354-6A0	355L	986	94.6	0.87	403	6.5	2131	1.3	2	10.25	1900
250	YU1401-6A0	400L	987	94.9	0.86	457	6.5	2419	1.3	1.8	16.75	2135
280	YU1402-6A0	400L	987	95.1	0.86	507	6.5	2709	1.3	1.8	19.75	2300
315	YU1403-6A0	400L	987	95.2	0.86	572	6.5	3048	1.3	1.8	19.75	2320

\* FC Motor on request

Engineered Motors, YU(Cast Iron)  
Dimension Drawings  
Low Voltage(380V), Squirrel Cage Motors, IM B3, IC411, IP55, 50Hz



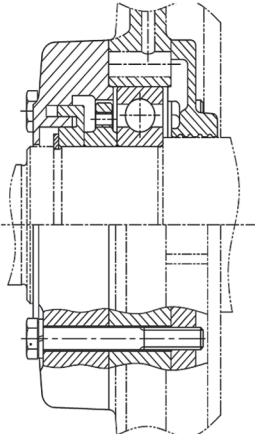
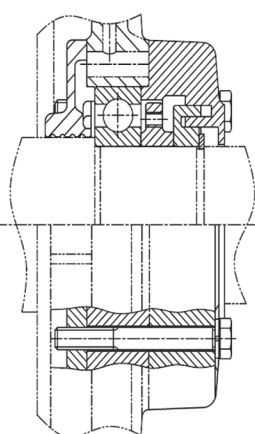
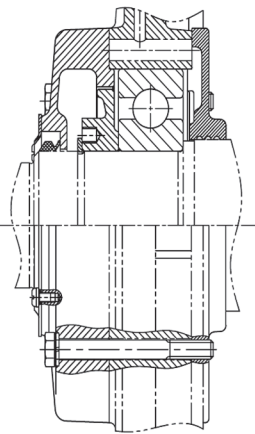
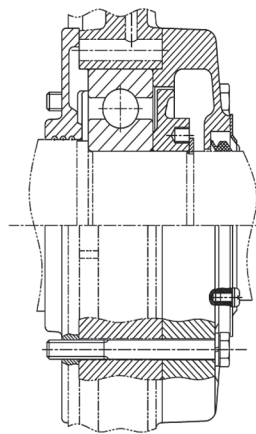
Frame Size	Poles	A	B	C	D	E	F	GA	H	K	K'	L	LL	BE	BC	AB	AA	AC	BB	BA	BA'	AG	AS	HA	HB	HD
315S	2	508	406	216	65	140	18	69	315	28	28	1255	268	90	32	628	120	609	645	180	215	250	138	42	710	830
315S	4,6	508	406	216	80	170	22	85	315	28	28	1285	268	90	32	628	120	609	645	180	215	250	138	42	710	830
315M	2	508	457	216	65	140	18	69	315	28	28	1255	268	90	32	628	120	609	645	180	215	250	138	42	710	830
315M	4,6	508	457	216	80	170	22	85	315	28	28	1285	268	90	32	628	120	609	645	180	215	250	138	42	710	830
315L	2	508	508	216	65	140	18	69	315	28	28	1255	268	90	32	628	120	609	645	180	215	250	138	42	710	830
315L	4,6	508	508	216	80	170	22	85	315	28	28	1285	268	90	32	628	120	609	645	180	215	250	138	42	710	830
355M	2	610	560	254	75	140	20	79.5	355	35	28	1468	554	125	53	730	120	683	630	120	120	411	176	52	941	1072
355M	4,6	610	560	254	95	170	25	100	355	35	28	1498	554	125	53	730	120	683	630	120	120	411	176	52	941	1072
355L	2	610	630	254	75	140	20	79.5	355	35	28	1468	554	125	53	730	120	683	700	120	120	411	176	52	941	1072
355L	4,6	610	630	254	95	170	25	100	355	35	28	1498	554	125	53	730	120	683	700	120	120	411	176	52	941	1072
400L	2	686	710	280	80	170	22	85	400	36	28	1546	554	125	27	836	150	736	800	156	156	411	176	62	1026	1160
400L	4,6	686	710	280	100	210	28	106	400	36	28	1676	554	125	27	836	150	736	800	156	156	411	176	62	1026	1160

TYPE YU - LOW VOLTAGE (380V) - Cast Iron Frame



\*This table is confirm on the main dimension in mm    \*Special accessory parts can be assembled by customer order  
\*In special application these dimension can be changed by customer order

Engineered Bearings Type YU  
Properties Table  
Low Voltage (380V), Squirrel Cage Motors

3000 RPM						1500/1000 RPM					
Drive End Bearing			Non-Drive end Bearing			Drive End Bearing			Non-Drive end Bearing		
											
Frame Size	Poles	RPM	Drive End Bearing	AMB.TEMP (C°)	OPER.TIME (h)	QUANTITY (gr)	Non-Drive end Bearing	AMB.TEMP (C°)	OPER.TIME (h)	QUANTITY (gr)	GREASE TYPE
315	2	3000	6217C3	25° 40°	2100 1000	21	621703	25° 40°	2100 1000	21	K3N DIN 51825
	4	1500	6319C3	25° 40°	4300 2200	45	6319C3	25° 40°	4300 2200	45	
	6	1000		25° 40°	6500 3300			25° 40°	6500 3300		
355	2	3000	6319C3	25° 40°	1700 900	45	6319C3	25° 40°	1700 900	45	
	4	1500	6322C3	25° 40°	3400 1700	60	6322C3	25° 40°	3400 1700	60	
	6	1000		25° 40°	5600 2800			25° 40°	5600 2800		
400	2	3000	NU217ECMC3+6217C3	25° 40°	800 400	21	NU217ECMC3	25° 40°	800 400	21	
	4	1500	NU324ECMC3	25° 40°	1400 700	72	6324C3	25° 40°	3000 1500	72	
	6	1000		25° 40°	3000 1500			25° 40°	5200 2600		
Bearings Type YU										